



Online Registration Process




Online Registration Process


- This is a self-registration process conducted online.
- To start the online registration process, bellow,

<https://studentportal.ihra.cmb.ac.lk/Application>

Online Registration Process

IMPORTANT 

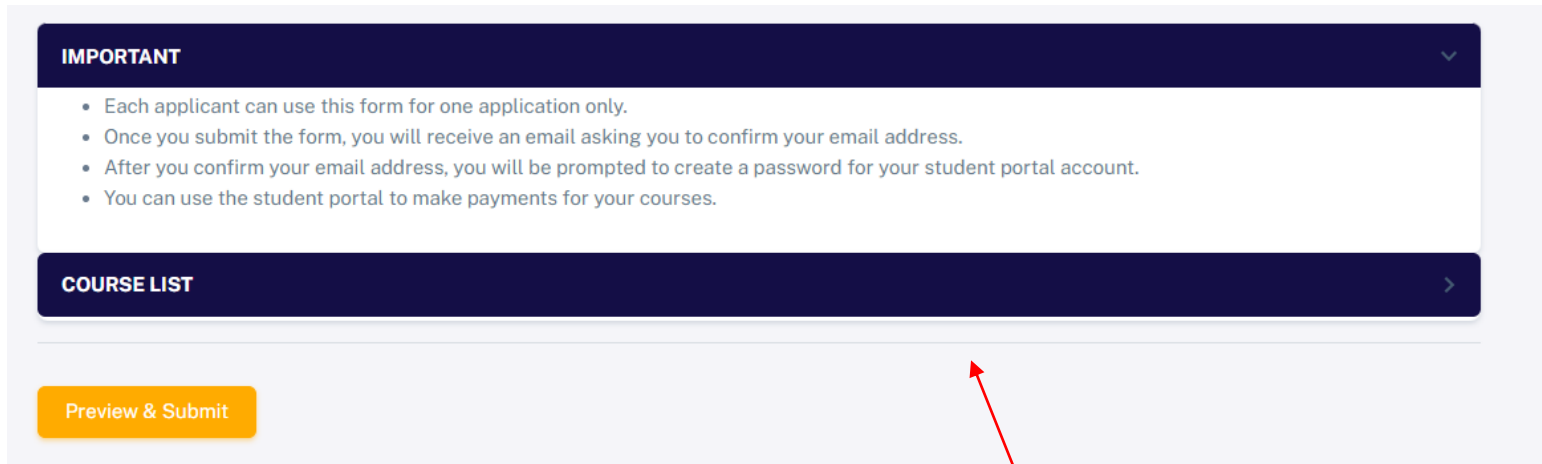
- Each applicant can use this form for one application only.
- Once you submit the form, you will receive an email asking you to confirm your email address.
- After you confirm your email address, you will be prompted to create a password for your student portal account.
- You can use the student portal to make payments for your courses.

COURSE LIST 

[Preview & Submit](#)

Once you click the link bellow page will be appear

Online Registration Process



The screenshot shows a registration form with two tabs. The top tab is labeled 'IMPORTANT' and contains a list of instructions. The bottom tab is labeled 'COURSE LIST'. A red arrow points to the 'COURSE LIST' tab. Below the tabs is a yellow 'Preview & Submit' button.

IMPORTANT

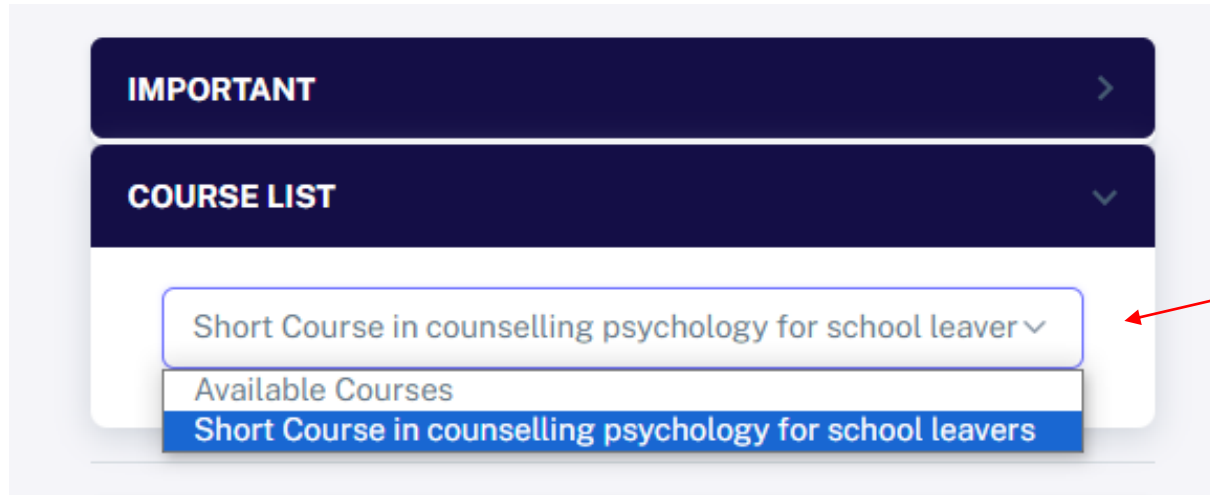
- Each applicant can use this form for one application only.
- Once you submit the form, you will receive an email asking you to confirm your email address.
- After you confirm your email address, you will be prompted to create a password for your student portal account.
- You can use the student portal to make payments for your courses.

COURSE LIST

Preview & Submit

Select the COURSE LIST By Clicking the ‘ **COURSE LIST** ‘ Tab .

Online Registration Process



The currently available courses are shown here and Select the course you want.

Online Registration Process

The screenshot shows a registration form with the following sections:

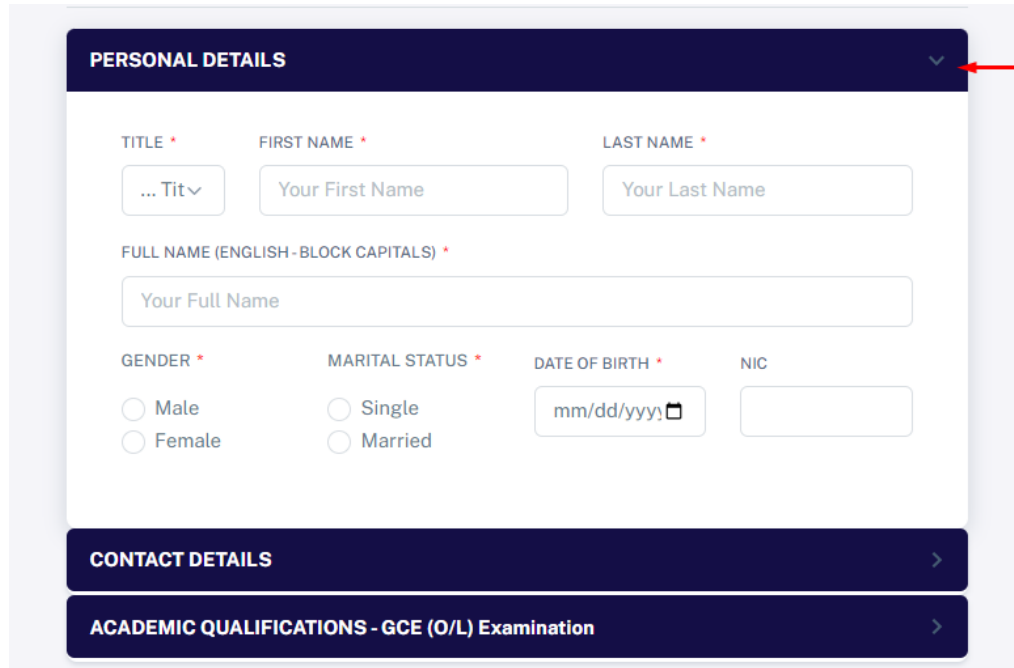
- COURSE LIST** (with a dropdown menu showing "Short Course in counselling psychology for school leavers")
- PERSONAL DETAILS** (with a right-pointing arrow)
- CONTACT DETAILS** (with a right-pointing arrow)
- ACADEMIC QUALIFICATIONS - GCE (O/L) Examination** (with a right-pointing arrow)

At the bottom of the form is a yellow button labeled "Preview & Submit".

**Next Fill the
Required fields**



Online Registration Process



PERSONAL DETAILS ▾

TITLE * FIRST NAME * LAST NAME *

... Tit ▾ Your First Name Your Last Name

FULL NAME (ENGLISH - BLOCK CAPITALS) *

Your Full Name

GENDER * MARITAL STATUS * DATE OF BIRTH * NIC

Male Single mm/dd/yyyy

Female Married

CONTACT DETAILS >

ACADEMIC QUALIFICATIONS - GCE (O/L) Examination >

When you Click the tab shown in image , the fields you need to fill will be displayed.

Online Registration Process

The screenshot displays a registration form with two main sections: 'PERSONAL DETAILS' and 'CONTACT DETAILS'. The 'CONTACT DETAILS' section is expanded, revealing several input fields. The fields are arranged in two columns. The left column contains 'ADDRESS LINE 1', 'ADDRESS LINE 3', 'E-MAIL', and 'RESIDENTIAL MOBILE NO'. The right column contains 'ADDRESS LINE 2', 'ADDRESS LINE 4', and 'MOBILE NO'. The 'E-MAIL' field is pre-filled with 'yourname@example.com'. All fields are marked with a red asterisk, indicating they are required. The form has a dark blue header for each section and a light blue border.

PERSONAL DETAILS >	
CONTACT DETAILS v	
ADDRESS LINE 1 *	ADDRESS LINE 2 *
<input type="text" value="Address Line 1"/>	<input type="text" value="Address Line 2"/>
ADDRESS LINE 3 *	ADDRESS LINE 4
<input type="text" value="Address Line 3"/>	<input type="text" value="Address Line 4"/>
E-MAIL *	MOBILE NO *
<input type="text" value="yourname@example.com"/>	<input type="text"/>
RESIDENTIAL MOBILE NO	
<input type="text"/>	

*** IMPORTANT**

When filling contact details, make sure to enter a email that is in use. corresponding to the email field .

PO
UR
RS
TI
FL
GE
36

×

Preview Data

SELECTED COURSE

FIELD	VALUE
Course	Short Course in counselling psychology for school leavers

PERSONAL DETAILS

FIELD	VALUE
Title	Mr.
First Name	[REDACTED]
Last Name	[REDACTED]
Name In English-(BLOCK CAPITALS)	[REDACTED]
Gender	male
MaritalStatus	Single
Date Of Birth	2024-07-25
Nic	[REDACTED]

Next check the preview if the entered information is correct , click the submit button .

Online Registration Process

History	C
Science	C
Catholicism	B
Pali Language	C
Appreciation of Sinhala Literary Texts (Sinhala Literature)	B
Home Economics	B


Close

Submit

*** IMPORTANT**


It's important to know that you can't change the data that you fill after clicking the submission.


Online Registration Process



After you Submit this application an email will be sent to the email address. Then click the conform email address button in the email you received,

Online Registration Process

 IHRA
UNIVERSITY OF COLOMBO

Add New Password 

NEW PASSWORD

Enter Password

CONFIRM PASSWORD

Reenter your Password

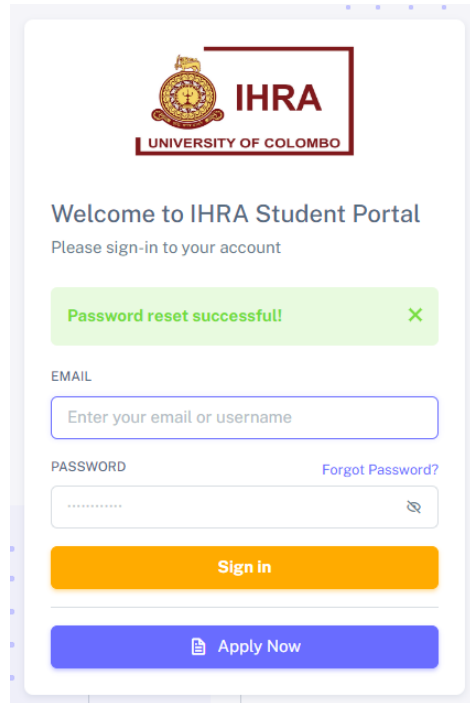
Reset


[← Back to login](#)

Same here

Once you click the confirm email address button this screen will be appeared. Enter strong password And Click Reset button

Online Registration Process




UNIVERSITY OF COLOMBO

Welcome to IHRA Student Portal
Please sign-in to your account

Password reset successful! ✕

EMAIL

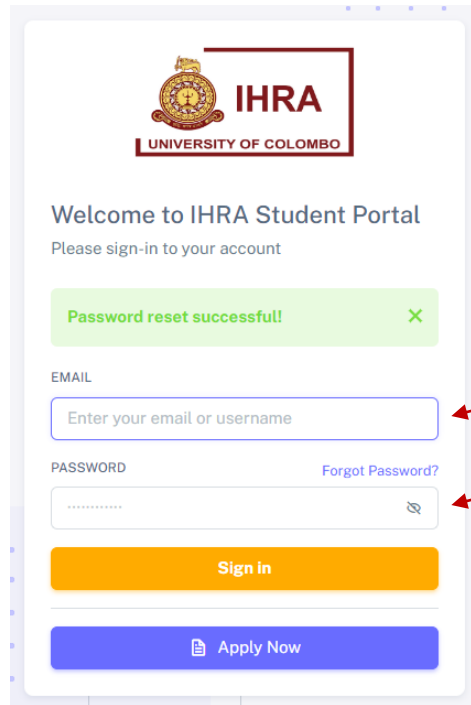
PASSWORD [Forgot Password?](#)


[Sign in](#)

[Apply Now](#)

**Then you will see this
Screen**

Online Registration Process





Welcome to IHRA Student Portal
Please sign-in to your account

Password reset successful! ✕

EMAIL

PASSWORD [Forgot Password?](#)

[Sign in](#)

[Apply Now](#)

Then click the sign in button after entering your email address and password.



Welcome to Student Portal



— ONLINE SERVICES


🔍 My Profile

— PAYMENT & TRANSACTIONS


💰 Payment

🔄 Transactions


Then you will be connected to this web page



**Password Reset
&
Account Verification**



Online Registration Process



Welcome to IHRA Student Portal
Please sign-in to your account

EMAIL

PASSWORD [Forgot Password?](#)


[Sign in](#)


[Apply Now](#)

Click

**Click forget
password in the
login**

Online Registration Process


UNIVERSITY OF COLOMBO

Account Verification 

EMAIL

Enter your portal Email

COURSE

..... Select your registered course

..... Select your registered course

Short Course in counselling psychology for scho

[← Back to login](#)

Enter your email

Enter your registered course

***IMPORTANT**

The email address and the course you enter here must be previous the entered register email and register course

After click verify button Check your Email